



# Year at a Glance


▼ Constant currency decline ▲ Constant currency growth



**\$10.8 bn**  
IT Services Revenue  
-4.4% YoY ▼



**16.1%**  
IT Services Operating Margin  
50 bps YoY expansion ▲



**159%**  
Operating Cash flow by Net Income  
+44% YoY ▲



**\$4.6 bn**  
Large Deal TCV  
+17.4% YoY ▲  
Closed 56 large deals.

**₹480.1**  
Per Share Price  
+31.4% YoY ▲

**₹20.89**  
Per Share EPS  
+0.8% YoY ▲

**\$14.9 bn**  
Total Bookings TCV  
-5.5% YoY ▼



**234,054**  
Total Employees



**36.6%**  
Women Employees



**146**  
Nationalities in Workforce



**AAA**  
Rating by ICRA





**4,332**  
R&D Expenses (₹ million)

**2,086**  
CSR Spend (₹ million)

**1,371**  
Active Customers

**1,786**  
Patents Granted till Date

**328**  
Trademarks Registered



**1,664**  
Persons with Disabilities (based on voluntary self-declaration)

---

**47,000**  
Total Employees Engaged with Wipro Cares (Volunteering or monetary contribution or both)  
+2.7% ▲

---

**150+ partners**  
Engaged in Community Education Initiatives

**211,116**  
Total GHG Emission (tons of CO<sub>2</sub> eq.)

---

**83.9**  
Energy Performance Index (KwH units per sq. metre per annum)

---

**80%**  
Reduction in Scope 1&2 Emissions (from FY17 baseline)

